

Year 6 Information to Parents September 2024



Meet the Year 6 Team

If you have an issue you need to speak to someone about, please contact your child's class teacher in the first instance. If you need further assistance, please then contact Miss Lewis (KS2 Assistant Headteacher). You can do this by speaking to us at the end of the school day or by sending a message via the school office contactus@st-michaels-lichfield.staffs.sch.uk




Miss Reardon



Mrs Housley



Miss Lewis



Mr Hayward



Meet the Senior Leadership Team



Executive Headteacher
Mrs Ballinger



Deputy Headteacher
Mrs Hobson



Assistant Headteacher
(KS1)
Mr Freeth



Assistant Headteacher
(KS2)
Miss Lewis



An illustration featuring a large, open book in the center. At the top edge of the book, four children's heads are visible, looking towards the viewer. On the left side, a male teacher in a yellow sweater holds a book and points towards the large book. On the right side, a female teacher in a pink top and purple skirt holds a book. To the left of the large book, there are several colorful pencils. To the right, there is a stack of books. The background is a simple, light-colored wall.

Safeguarding

Our school is committed to safeguarding children and promoting children's welfare and expects all staff, governors, volunteers and visitors to share this commitment and maintain a vigilant and safe environment. Everyone has a responsibility to act without delay to protect children by reporting anything that might suggest a child is being abused or neglected. We would expect you to also report to the Headteacher any behaviours of any adults working in the school that may concern you.

If you have a safeguarding concern please call us on [01543 227425](tel:01543227425) or send an email to contactus@st-michaels-lichfield.staffs.sch.uk entitled **SAFEGUARDING CONCERN**. Please do not provide an account of the concern but request that a Safeguarding Lead contacts you and provide us with a phone number for us to do so. The office team will then ensure that a Safeguarding Lead contacts you as soon as they are able to.



Safeguarding Team



Mrs Hobson
Lead DSL/SPOC
Deputy Headteacher



Mrs Ballinger
Deputy DSL/SPOC
Executive Headteacher



Mr Freeth
Deputy DSL
Assistant Headteacher



Miss Lewis
Deputy DSL
Assistant Headteacher



Miss Murray
Deputy DSL
EYFS and Phonics Lead



Mrs Housley
Deputy DSL
Year 6 Teacher



Mr Downie
Deputy DSL
Year 4 Teacher



Weekly timetable

Please see below our weekly timetable. Please note that this may be slightly altered throughout the school year based on reviews of the timetable and special events in school. Children should come to school in PE kits on Mondays and Fridays.

Year 6 Timetable

	9.00 - 9.30	9.30 - 10.30		10.45 - 12.15		1.30 - 2.10	2.10- 3.15		
Monday REGISTRATION	Reading	Maths	BREAK	Maths Arithmetic Writing	REGISTRATION Read Aloud	Indoor PE	Grammar		Worship
Tuesday REGISTRATION	Reading	Maths	BREAK	Writing	REGISTRATION Read Aloud	Science	My Happy Mind 2.45		Worship
Wednesday REGISTRATION	Reading	Maths	BREAK	Writing	REGISTRATION Read Aloud	PPA (week 1) French KN RE - RL	PPA (week 2) Music CD RE - RL	Class Worship	
Thursday REGISTRATION	Reading	Maths	BREAK	Writing	REGISTRATION Read Aloud	Week 1 Geography Week 2 History			Worship
Friday REGISTRATION	Spelling test and spelling focus	Maths	BREAK	Art/DT	REGISTRATION Read Aloud	Computing	Outdoor PE		Special Mentions

Curriculum overview



Year 6	Autumn	Spring	Summer
Class Novel (RFP)	Core - The Nowhere Emporium, Ross MacKenzie Class Read - War Horse, Michaels Morpurgo	Core - Midnight Guardians, Ross Montgomery and The Mysteries of Harris Burdick, Chris Van Allsburg Curriculum - Anne Frank, Susanna Davidson	Curriculum – The Wolves in the Walls, Neil Gaiman Class Read - Play scripts and leavers' performance
RE	Creation and Science: Conflicting or Complimentary? Was Jesus the Messiah?	What does it mean to live as a Hindu today?.. What difference does the resurrection make for Christians?	What would Jesus do? How can following God bring freedom and justice?
Science	(Evolution) and Living Things	Light and Electricity	Animals incl. Humans Properties & Changes of Materials
Geography	Distribution of natural resources - Brazil	Global Trade	Environmental sustainability - plastics
History	World War I	World War 2	Benin
Art	Drawing with perspective, light and shadow - WWI trench	Sculpture using a framework.	Painting - create a piece inspired by a place using a colour palette
D&T	Structure: playgrounds Digital world: navigating the world	Mechanical Toys	Electrical Systems Come Dine with Me
Computing	Digital Literacy: Communication and collaboration/ 3D Modelling (TinkerCAD)	Digital Literacy: Variables in games/ Spreadsheets (Excel)	Computers: past present and future (webpage creation)
French	(1) Phonetics lesson 4 (Core vocab) & At school (Progressive lang unit) (2) Regular verbs (Progressive lang unit)	(1) The weekend (Progressive lang unit) (2) World War II, (Progressive Lang unit)	(1) At the café (intermediate lang unit) (2) Me in the world (Progressive lang unit)
Music	Traditional Scottish Music- Touch the Sky	Covers and variations- You to me are everything, Celebration and Le Freak,..	Ain't Gonna Let Nobody- Playing chords on a stringed instrument,..
PE	Rugby Dance.. Net and wall games (Volleyball)	Gymnastics.. Sport from another culture (Lagori from India).. Athletics Outdoor adventurous activity	Striking and fielding (rounders).. Sports Leader Unit
PSHE	Being Me in My World (My Happy Mind) and Celebrating Differences Human rights (delivered through Junior Police Cadets Programme)	Dreams and Goals (My Happy Mind) and Healthy Me (delivered through Junior Police Cadets Programme)	Relationships and Changing Me
Wider School Opportunities	Memorial Garden Visit War Museum	French Trip Residential visit	Transition visits to High School Performance to whole school and wider school community

A large, stylized illustration of an open book with a white cover and blue spine. Four children are peeking over the top edge of the book, looking towards the viewer. On the left side, a man in a yellow sweater and blue trousers stands next to a stack of colorful books, holding a book and pointing towards the text on the page. On the right side, a woman in a pink top and purple skirt stands next to another stack of books, also holding a book. The background is a simple, light-colored wall.

Trips overview

Autumn – Beacon Park War Memorial. Further details to follow.

We were currently at the planning stage for a trip to Salford's Imperial War Museum for later in the Autumn Term.

Transition visits to High Schools (usually two days) take place late in the Summer term to help familiarise the children with their new schools. Further details will follow from your child's new school once High School places have been allocated.

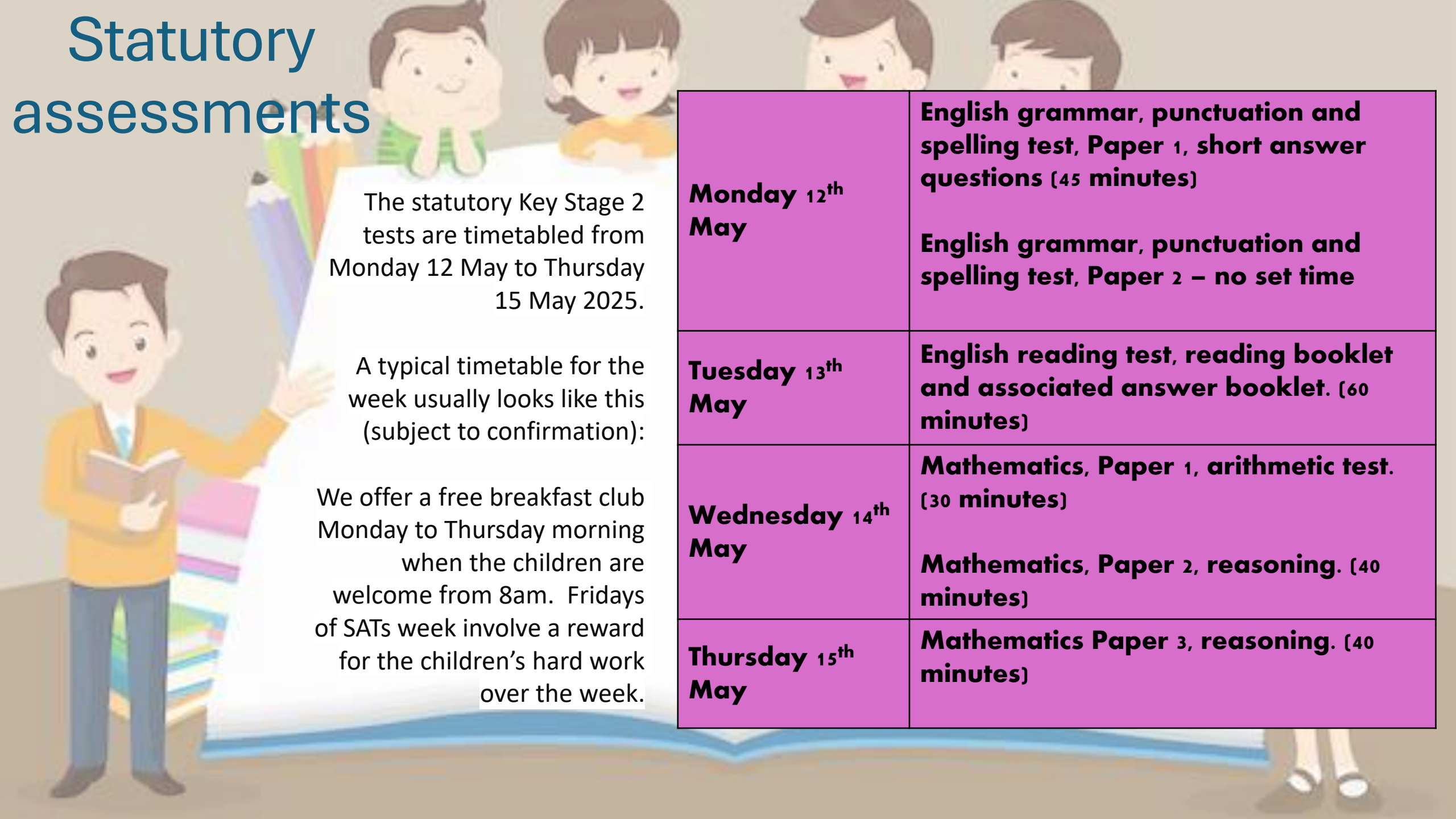
An illustration featuring a large, open white book in the center. At the top edge of the book, four cartoon children (two boys and two girls) are peeking over. To the left, a male teacher in an orange sweater holds a book and points towards the book. To the right, a female teacher in a pink top and purple skirt holds a book. The background includes stacks of colorful books and several colored pencils (purple, green, orange, yellow) on the left side.

Residential

As you are already aware, we have a trip to Paris already scheduled for the Spring term. This will take place between 10th and 14th March.

Details of arrangements for those not attending the trip will follow at a later date.

Statutory assessments

An illustration of a male teacher in a yellow sweater and blue trousers holding a book and a stack of colorful books. Behind him, four children are peeking over a large white sheet of paper. The background is a light grey wall with a blue wave-like pattern at the bottom.

The statutory Key Stage 2 tests are timetabled from Monday 12 May to Thursday 15 May 2025.

A typical timetable for the week usually looks like this (subject to confirmation):

We offer a free breakfast club Monday to Thursday morning when the children are welcome from 8am. Fridays of SATs week involve a reward for the children's hard work over the week.





Monday 12th May	English grammar, punctuation and spelling test, Paper 1, short answer questions (45 minutes) English grammar, punctuation and spelling test, Paper 2 – no set time
Tuesday 13th May	English reading test, reading booklet and associated answer booklet. (60 minutes)
Wednesday 14th May	Mathematics, Paper 1, arithmetic test. (30 minutes) Mathematics, Paper 2, reasoning. (40 minutes)
Thursday 15th May	Mathematics Paper 3, reasoning. (40 minutes)



Learning Futures

We are now into the second year of our participation in the Learning Futures initiative. Class teachers plan a hybrid of learning using iPads and working in exercise books, enhancing and transforming the provision for our children at all stages of their education. The icons below illustrate some (but by no means all) of the apps we make use of in school.

If you would like to know more about the Learning Futures initiative, you can visit our school website or contact Miss Lewis.





Accelerated Reader

Accelerated Reader is a computer program that helps teachers manage and monitor children's independent reading practice. Your child picks a book at his/her own level and reads it at his/her own pace. When finished, your child can take a short quiz on the computer. (Passing the quiz is an indication that your child understood what was read.)

Accelerated Reader gives both children and teachers feedback based on the quiz results, which the teacher then uses to help your child set targets and direct ongoing reading practice.

An illustration featuring a large, open book in the center. At the top edge of the book, four cartoon children (two boys and two girls) are peeking over. To the left, a male teacher in a yellow sweater holds a book and points towards the text. To the right, a female teacher in a pink top and purple skirt holds a book. On the left side of the book, several colorful pencils are standing upright. On the right side, a stack of colorful books is visible. The background is a simple, light-colored wall.

Accelerated Reader - Steps

1. Teachers determine your child's reading level by conducting a STAR reading test each term. STAR Reading is a computerised reading assessment that uses computer-adaptive technology. Questions continually adjust to your child's responses. If the child's response to a question is correct, the difficulty level of the next question is increased. If the child misses a question, the difficulty level of the next question is reduced. The test uses multiple-choice questions and takes approximately 20 minutes. This, alongside their own teacher assessment, will determine your child's reading level.

2. The STAR reading test will create a ZPD score for each child. In independent literature-based reading, ZPD is the range of books that will challenge a child without causing frustration or loss of motivation. Your child will receive a ZPD range after taking the STAR Reading test, or teachers can use their best professional judgment to determine a ZPD. It is important for children to read with a high degree of comprehension and within their ZPDs.



Accelerated Reader - Steps

3. All books in school are colour coded in relation to their ZPD score or book level (see image aside). Children can select a book from anywhere within their ZPD level. For example, if a child's ZPD score is 2.3-3.5, they may select appropriately-levelled books from the orange, yellow, green and possibly the blue collections. **Please note these book colours do not align with the previous book band colours used in school so do not worry if the colour of the book your child comes home with is different to those previously brought home.**

4. Once your child has read the book with you, they have the option to take a quiz to test themselves on their comprehension. There are over 35,000 Accelerated Reader quizzes available, with more being written every month - every book within the school Accelerated Reader stock is quizzed. The login details to take these quizzes can be found in your child's reading record. Every book that has an Accelerated Reader Reading Practice Quiz is given a points value. Accelerated Reader points are computed based on the difficulty of the book and the length of the book (number of words). Children earn points, or a portion of a book's points, depending on how well they do on the Reading Practice Quiz and each term will have a target to reach.

Accelerated Reader

Accelerated Reader Book Labels Explained

On the inside cover of each book, you will find a label containing lots of useful information. Below is a guide to what this information indicates:

Type in this number on the online platform (login details in the children's reading record) to take the book-related quiz and earn points.

The author of the book

The maximum number of points available when children complete the quiz.

The title of the book

Quiz No 219982
Billionaire Boy

Williams, David
B.L.: 4.1
Points: 4.0

MY

The interest level attached to the book indicates age group appropriateness. Interest level is based on a book's content including theme, characterization, and plot. The interest levels are based on the recommendations of the publisher.

Interest Level	Age (in years)
LY - Lower Years	5-8
MY - Middle Years	9-13
MY+ - Middle Years+	12+
UY - Upper Years	14+

Children can, of course, still enjoy books together with you that sit outside of their ZPD level; however, when practicing their independent reading, it is very important to ensure that their books sit within their ZPD level to aid their progress in comprehension and fluency.

The website below will help you when selecting or purchasing books outside of the school stock, as it can quickly tell you what book level it is along with the quiz number and interest level.

<https://www.arbookfind.co.uk/default.aspx>

An illustration featuring a large, open book in the center. At the top of the book, four children's heads are visible, looking towards the viewer. On the left side, a male teacher in a yellow sweater and blue tie holds the book open. On the right side, a female teacher in a pink top and purple skirt holds the book. The background is a simple, light-colored wall with a stack of colorful books on the right and several colored pencils on the left.

Home learning

Home learning is set for children on Showbie. This is set weekly for KS2. Home Learning will be set on Fridays each week, due the following Friday. This will include a requirement to update an online Reading Record on Showbie, learning spellings for a weekly test each Friday and studying for their weekly arithmetic tests (using their previous papers that are sent home each week). Other work set will cover a selection from Maths, Reading, Grammar, History, Geography or Art / DT.

Home learning will be class marked on Showbie and feedback will be given to children verbally during the process of marking.

Your child may choose to complete their learning completely on their iPad, or may wish to complete some workings out or jottings on paper. Your child will be sent home with an exercise book for any paper work they wish to complete. Any work completed on paper should be photographed and the photo uploaded to the correct assignment on Showbie to be marked. There is no need for these books to be brought to and from school; all home learning will be submitted and self-marked on Showbie.

If your child has any difficulty completing any of the work set, please encourage them to speak to their teacher.