



Welcome to

St Michael's
Primary School



Mrs Garbett
(Music PPA
cover)



Mr Greenway



Mr Downie



Mrs Tranter



Mrs Jones
(French PPA
cover)

Meet the Year 4 Team

If you have an issue you need to speak to someone about, please contact your child's class teacher in the first instance. If you need further assistance, please then contact Miss Lewis (KS2 Assistant Headteacher). You can do this by speaking to us at the end of the school day or by sending a message via the school office contactus@st-michaels-lichfield.staffs.sch.uk



Meet the Senior Leadership Team



Executive Headteacher
Mrs Ballinger



Deputy Headteacher
Mrs Hobson



Assistant Headteacher
(KS1)
Mr Freeth



Assistant Headteacher
(KS2)
Miss Lewis



An illustration featuring a large, open book in the center. At the top edge of the book, four children are peeking over, looking towards the viewer. On the left side, a male teacher in a yellow sweater and blue tie holds a book and points towards the large book. On the right side, a female teacher in a pink top and purple skirt holds a book and also points towards the large book. The background is a simple, light-colored wall with a stack of colorful books on the right and several colored pencils on the left.

Safeguarding

Our school is committed to safeguarding children and promoting children's welfare and expects all staff, governors, volunteers and visitors to share this commitment and maintain a vigilant and safe environment. Everyone has a responsibility to act without delay to protect children by reporting anything that might suggest a child is being abused or neglected. We would expect you to also report to the Headteacher any behaviours of any adults working in the school that may concern you.

If you have a safeguarding concern please call us on [01543 227425](tel:01543227425) or send an email to contactus@st-michaels-lichfield.staffs.sch.uk entitled **SAFEGUARDING CONCERN**. Please do not provide an account of the concern but request that a Safeguarding Lead contacts you and provide us with a phone number for us to do so. The office team will then ensure that a Safeguarding Lead contacts you as soon as they are able to.



Safeguarding Team



Mrs Hobson
Lead DSL/SPOC
Deputy Headteacher



Mrs Ballinger
Deputy DSL/SPOC
Executive Headteacher



Mr Freeth
Deputy DSL
Assistant Headteacher



Miss Lewis
Deputy DSL
Assistant Headteacher



Miss Murray
Deputy DSL
EYFS and Phonics Lead



Mrs Housley
Deputy DSL
Year 6 Teacher



Mr Downie
Deputy DSL
Year 4 Teacher



Weekly timetable

Please see below our weekly timetable. Please note that this may be slightly altered throughout the school year based on reviews of the timetable and special events in school.

Year 4 Timetable – Autumn Term 2024

	8:40 – 9:00am	9:00 – 9:30am	9:30 – 10:30am		10:45– 11:45am	11:45- 12:15pm	1:10-1:30pm	1:30– 2:20pm	2:20 – 3:10pm
Mon	EMA: Timetables (IPads)	Teaching of Reading	Writing	Break at 10:30am – 10:45am	Maths	Story Time	Spellings and homework	Geography/ History	Whole school worship (2:45)
Tues	EMA: Handwriting (IPads)	Teaching of Reading	Writing		Maths	My Happy Mind/ Story	RE (Mrs Tranter)	Music/French (ENTRUST/ Mrs Jones)	Book buddies – see timetable (2:40)
Wed	EMA: Timetables (IPads)	Teaching of Reading	Writing/ Indoor PE (10:45 plus break)		Writing/ Indoor PE (10:45-11:30 plus break)	Class Worship / Story		Maths	Computing
Thurs	EMA: Spellings (IPads)	Teaching of Reading	Writing		Maths	Story Time	PE (Swimming)	PSHE	Prayer and praise (2:45)
Fri	EMA: Timetables (IPads)	Science 9:00-10:00 Start writing 10:00-10:30			Writing – 10:45-11:15 Maths – 11:15-12:15		Art/D&T and Special Mentions	Special mentions (2:40)	



Curriculum overview

Please see below our planned curriculum coverage for the year ahead.

Year 4	Autumn	Spring	Summer
Class Novel (RFP)	Matchbox Diaries, Paul Fleichman Charlie & The Chocolate Factor, Roald Dahl Roman Invasion, Jim Eldridge A Roman Story, Leila Rasheed	Beowulf, Michael Morpurgo The Firework Maker's Daughter, Philip Pullman The Rhythm of The Rain, Graham Baker-Smith Once Upon a Raindrop, James Carter	How to Train Your Dragon, Cressida Cowell Wisp, Zana Fraillon and Graham Baker-Smith Flanimals, Ricky Gervais North America link - TBC
RE	What do Christians learn from the Creation Story? and What can we learn from Mandir?	What is the Trinity? (Digging Deeper) and How do Christians remember Jesus' Last Supper?	What kind of world did Jesus want? and What is it like to follow God?
Science	Sound and Electricity	States of Matter and Living Things	Animals incl. Humans
Geography	Countries of Europe - Italy	Weather and climate	North America
History	Roman Empire	Anglo Saxons	Vikings
Art	Drawing - Italian Architecture, Mosaics and Street Art	Painting/ printing Focus: Viking Seascape	Sculpture: Paper Forms inspired by Abstract Sculpture and Architecture

D&T	Mechanical systems: Making a slingshot car Electrical systems: Torches	Cooking and nutrition: Adapting a recipe	Textiles: Fastenings Structures: Pavilions
Computing	The internet Audio editing	Repetition in shapes Data logging	Photo editing Repetition in games
French	(1) Phonetics lesson 2 (core vocab) & presenting myself (Intermediate lang unit) (2) Romans (Intermediate lang unit)	(1) Goldilocks (Intermediate lang unit) (2) The weather (Intermediate lang unit)	(1) Vikings (Progressive lang unit) lang unit) (2) Healthy lifestyle (Progressive lang unit),
Music	This little light of mine- Exploring gospel music an the pentatonic scale on glockenspiels.	The Pink Panther- Improvise, compose and create atmospheric music with a set of instruments.	Back to the future- Children will explore minimalism through the music of Steve Reich. They create layered pulses, ostinatos and long flowing notes.
PE	Gymnastics Swimming Athletics	Tennis Dance Invasion games (basketball) Outdoor Adventurous Activities	Striking and fielding (cricket) Spike ball Play leader unit
PSHE	Being Me in My World and Celebrating Differences	Dreams and Goals and Healthy Me	Relationships and Changing Me
Wider School Opportunities	Architecture in Lichfield Wroxeter Roman City	Beowulf Music Experience Habitats @ BeaconPark	Residential @ Ingestre Hall

Trips

Autumn Term

Wroxeter Roman City. Date to be confirmed.

Spring Term

A music experience day linked to our Beowulf English topic.

Summer Term

Residential @ Ingestre Hall

More information on upcoming slides.

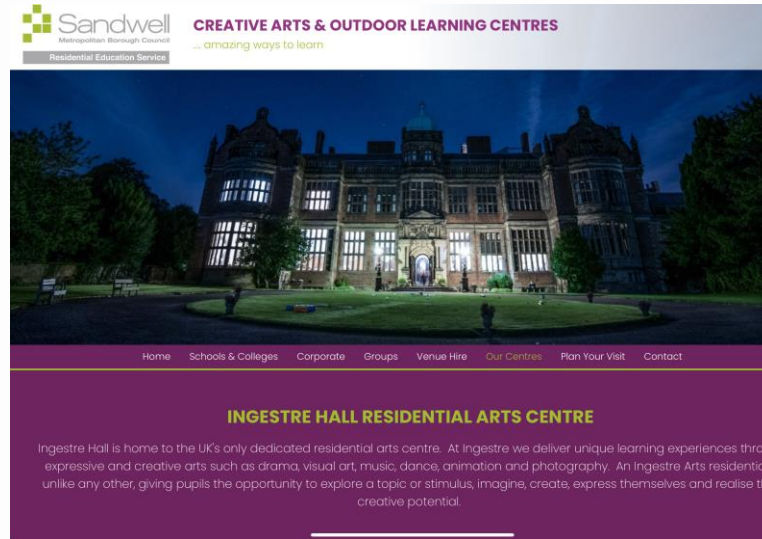
Wider School Opportunities

Architecture in Lichfield
Wroxeter Roman City

Beowulf Music Experience
Habitats @ BeaconPark

Residential @ Ingestre Hall

Residential



Click on the picture in slide show mode for more information or search

<https://www.sandwellresidential.co.uk/our-centres/ingestre-hall-residential-arts-centre/>

Tuesday 6th May 2025 - Friday 9th May 2025

More details including cost/ payment scheme to follow.

There will be a parent's information evening about this closer to the date.



PE

Autumn Term:

Wednesday am – indoor
Thursday pm – swimming

Spring/Summer Term:

Wednesday am – indoor
Thursday pm – outdoor

Children should wear their PE 'uniform' on these days.
Earrings must be removed for PE – if your child can't do this independently, please remove before the school day.

Please note:

Some indoor PE slots may change to outdoor when the hall is needed for Christmas, Easter and Y6 Leaver performance rehearsals.

Year 4 Multiplication Tables Check



Multiplication tables check

Helping schools ensure that all children know their times tables by the end of primary school.



Please click on link above.

Statutory assessments

In Year 4, children will complete the Multiplications Table Check (MTC) in the Summer Term.

Children should be practising their times tables regularly at home. We recommend using Times Tables Rockstars. All children have been set on automatic training mode, which allows them to work through the tables at their own pace, only moving on when they are secure. They must initially complete 10 'studio sessions' to determine their initial level then do a 'gig' once a month to show progress. Soundcheck mode best replicates the MTC so we recommend these are completed regularly. In soundcheck mode, children should 'take their time' (6 seconds each question) as it won't affect their rock speed - something many children will worry about.





Children should know all of their times tables up to 12×12 . We recommend the following order for mastering the tables:

10, 2, 5, 3, 4, 8, 6, 7, 9, 11, 12

Learning Futures

We are now into the second year of our participation in the Learning Futures initiative. Class teachers plan a hybrid of learning using iPads and working in exercise books, enhancing and transforming the provision for our children at all stages of their education. The icons below illustrate some (but by no means all) of the apps we make use of in school.

If you would like to know more about the Learning Futures initiative, you can visit our school website or contact Miss Lewis.





Accelerated Reader

Accelerated Reader is a computer program that helps teachers manage and monitor children's independent reading practice. Your child picks a book at his/her own level and reads it at his/her own pace. When finished, your child can take a short quiz on the computer. (Passing the quiz is an indication that your child understood what was read.)

Accelerated Reader gives both children and teachers feedback based on the quiz results, which the teacher then uses to help your child set targets and direct ongoing reading practice.

An illustration featuring a large, open book in the center. At the top edge of the book, four children's heads are visible, looking towards the viewer. To the left of the book, a male teacher in a yellow sweater holds a book and points towards the text. To the right, a female teacher in a pink top and purple skirt holds a book. On the left side of the book, several colorful pencils are stacked. On the right side, a stack of books is visible. The background is a simple, light-colored wall.

Accelerated Reader - Steps

1. Teachers determine your child's reading level by conducting a STAR reading test each term. STAR Reading is a computerised reading assessment that uses computer-adaptive technology. Questions continually adjust to your child's responses. If the child's response to a question is correct, the difficulty level of the next question is increased. If the child misses a question, the difficulty level of the next question is reduced. The test uses multiple-choice questions and takes approximately 20 minutes. This, alongside their own teacher assessment, will determine your child's reading level.

2. The STAR reading test will create a ZPD score for each child. In independent literature-based reading, ZPD is the range of books that will challenge a child without causing frustration or loss of motivation. Your child will receive a ZPD range after taking the STAR Reading test, or teachers can use their best professional judgment to determine a ZPD. It is important for children to read with a high degree of comprehension and within their ZPDs.



Accelerated Reader - Steps

3. All books in school are colour coded in relation to their ZPD score or book level (see image aside). Children can select a book from anywhere within their ZPD level. For example, if a child's ZPD score is 2.3-3.5, they may select appropriately-levelled books from the orange, yellow, green and possibly the blue collections. **Please note these book colours do not align with the previous book band colours used in school so do not worry if the colour of the book your child comes home with is different to those previously brought home.**

4. Once your child has read the book with you, they have the option to take a quiz to test themselves on their comprehension. There are over 35,000 Accelerated Reader quizzes available, with more being written every month - every book within the school Accelerated Reader stock is quizzed. The login details to take these quizzes can be found in your child's reading record. Every book that has an Accelerated Reader Reading Practice Quiz is given a points value. Accelerated Reader points are computed based on the difficulty of the book and the length of the book (number of words). Children earn points, or a portion of a book's points, depending on how well they do on the Reading Practice Quiz and each term will have a target to reach.

Accelerated Reader

Accelerated Reader Book Labels Explained

On the inside cover of each book, you will find a label containing lots of useful information. Below is a guide to what this information indicates:

The title of the book

Type in this number on the online platform (login details in the children's reading record) to take the book-related quiz and earn points.

Quiz No 219982
Billionaire Boy

The author of the book

Williams, David
B.L.: 4.1
Points: 4.0

The maximum number of points available when children complete the quiz.

The interest level attached to the book indicates age group appropriateness. Interest level is based on a book's content including theme, characterization, and plot. The interest levels are based on the recommendations of the publisher.

MY

Interest Level	Age (in years)
LY - Lower Years	5-8
MY - Middle Years	9-13
MY+ - Middle Years+	12+
UY - Upper Years	14+

Children can, of course, still enjoy books together with you that sit outside of their ZPD level; however, when practicing their independent reading, it is very important to ensure that their books sit within their ZPD level to aid their progress in comprehension and fluency.

The website below will help you when selecting or purchasing books outside of the school stock, as it can quickly tell you what book level it is along with the quiz number and interest level.

<https://www.arbookfind.co.uk/default.aspx>

An illustration featuring a large, open book in the center. At the top edge of the book, four children's heads are visible, looking towards the viewer. To the left of the book, a male teacher in a yellow sweater and blue trousers holds a small book and points towards the text. To the right, a female teacher in a pink top and purple skirt holds a book. The background includes a stack of colorful books and several colored pencils (purple, green, orange, yellow) on the left side.

Home learning

Home learning is set for children on Showbie. This is set weekly for KS2 . Details of the date home learning is due in will be shared with your child via Showbie also.

Home learning will be class marked on Showbie and feedback will be given to children verbally during the process of marking.

Your child may choose to complete their learning completely on their iPad, or may wish to complete some workings out or jottings on paper. Your child will be sent home with an exercise book for any paper work they wish to complete. Any work completed on paper should be photographed and the photo uploaded to the correct assignment on Showbie to be marked. There is no need for these books to be brought to and from school; all home learning will be submitted and self-marked on Showbie.