

A large white banner with a blue border at the bottom, containing the school's logo (a blue circle with a white mountain peak), a rainbow, and various illustrations of students engaged in different activities: a boy with a magnifying glass, a girl with a globe, a girl reading a book, a girl playing the violin in a wheelchair, a boy writing with headphones, and a boy playing a trumpet. There are also stacks of books and trees in the scene.

Welcome to

St Michael's Primary School

Meet the Year 1 Teachers

Meet Mr Freeth

About Me

Hello Year 1! My name is Mr Freeth and I am so excited that I'll be teaching you all in September!

I'm now into my ninth year working at St. Michael's. In this time I have enjoyed teaching in Years 2, 3, 4 and 6.

I have a pet Labrador dog called Otis and live at home with my wife and baby son, Eddie.

I enjoy spending time outside and being active with my family and friends. I also love visiting new and places near and far!



My Favourites

COLOUR: Green

FILM: School of Rock

HOBBY: Tennis

DRINK: Vanilla Milkshake

FOOD: Indian curry

ANIMAL: Chimpanzee

BOOK GENRE: Crime/Thriller

SUBJECT TO TEACH: Geography

What I'm most excited for next year

You'll learn very quickly that I absolutely LOVE sharing and reading stories and I have got some amazing tales lined up. We'll be reading everyday! What's your favourite story? Is it funny? Spooky? Mysterious?

I am mostly looking forward to the fantastic trips that we have planned and for all of the learning we can do outside.

Meet Mrs Brooks

About Me

Hi! My name is Mrs Brooks and I am so excited that I'll be teaching you with Mr Freeth next year! I will be your teacher on Thursdays and Fridays.

I have worked at St. Michael's for nearly 17 years now and I was a pupil here too many years ago!

I live with my husband and our 2 children plus our 2 outdoor rabbits, Betty and Stanley!

I enjoy spending time with my family and friends and go for an early morning run most days.



My Favourites

COLOUR: Pale blue and purple

FLOWER: Sweet peas

HOBBY: Running

DRINK: Decaf tea

FOOD: Giant chocolate buttons!

ANIMAL: Orangutans

BOOK GENRE: Fiction/autobiography

SUBJECT TO TEACH: I enjoy all of them!

What I'm most excited for next year

I am really excited to spend time getting to know you all and having fun learning lots of new things together.

I love to hear all about the things you enjoy both in and outside school.

I hope you're excited too!

Meet Miss Croxton

About Me

Hi! My name is Miss Croxton and I am so excited that I'll be teaching you next year!

I have just started my teaching journey I am looking forward to teaching Year 1 as my very first class.

I have a family dog called Jess.

I know how to crochet so I have an army of crocheted mini octopuses!

I enjoy spending time with my family and meeting up with friends for coffee and cake.



My Favorites

COLOR: Purple

FLOWER: Lilies (Pink ones)

HOBBY: Listening to Music

DRINK: Iced coffee (with Vanilla)

FOOD: Pancakes

ANIMAL: Whale Shark

BOOK GENRE: Thriller

SUBJECT TO TEACH: Science

What I'm most excited for next year

I am really excited to meet you and see what you enjoy learning about and hearing all the fun facts you have to share!

I can't wait to see the trips we are going to on and I am looking forward to seeing our amazing nativity we are going to perform for your families.

Meet the Year 1 Teaching Assistants

Meet Miss Clark

About Me

Hi, my name is Miss Clark, some of you may know me already from teaching you Phonics.

I have worked at St Michaels for 3 Years and love working with Year 1.

I have two children called Elizabeth and Matthew and a big lazy black and white cat called Maolian.

I love going to see live music, going to see art (and having a try myself) running, and spending time with my family outdoors - especially when it's sunny!

What I'm most excited for next year

I am looking forward to getting to know you all and learning about the things you like to do.

I will be here to help you with Phonics, reading writing and maths but also if you are feeling a little sad and want a chat about something, or

ADD PIC OF SUZI

My Favourites

COLOUR: Purple and blue

FLOWER: Orchid

HOBBY: Reading and watching films

DRINK: Coffee

FOOD: Ita [Open Microsoft 365 \(Office\)](#)

ANIMAL: Lemur

Meet Mrs Kidner

About Me

Hi! My name is Mrs Kidner and I am so excited that I'll be in your class next year!

I have dog called Ted who loves eating sausages, digestive biscuits and going on long walks.

I enjoy going shopping with my daughter and watching my son play football. Eating out is also a favourite thing that I like to do.



My Favourites

COLOUR: Purple

FLOWER: Rose

DRINK: Pineapple Juice


FOOD: Thai food

ANIMAL: Tiger

What I'm most excited for next year

It's going to be lots of fun getting to know you all and find out what your interests and strengths are.

I know we have some exciting trips planned as well as lots of amazing topics to learn about.



If you have an issue you need to speak to someone about, please contact your child's class teacher in the first instance.

If you need further assistance, please then contact Mr Freeth (KS1 Assistant Headteacher). You can do this by speaking to us at the end of the school day or by sending a message via the school office contactus@st-michaels-lichfield.staffs.sch.uk



Meet the Senior Leadership Team



Executive Headteacher
Mrs Ballinger



Deputy Headteacher
Mrs Hobson



Assistant Headteacher
(KS1)
Mr Freeth



Assistant Headteacher
(KS2)
Miss Lewis



An illustration featuring a large, open book in the center. At the top edge of the book, four children's heads are visible, looking towards the viewer. On the left side, a male teacher in a yellow sweater holds a book and points towards the large book. On the right side, a female teacher in a pink top and purple skirt holds a book. To the left of the large book, there are several colorful pencils. To the right, there is a stack of colorful books. The background is a plain, light brown color.

Safeguarding

Our school is committed to safeguarding children and promoting children's welfare and expects all staff, governors, volunteers and visitors to share this commitment and maintain a vigilant and safe environment. Everyone has a responsibility to act without delay to protect children by reporting anything that might suggest a child is being abused or neglected. We would expect you to also report to the Headteacher any behaviours of any adults working in the school that may concern you.

If you have a safeguarding concern please call us on [01543 227425](tel:01543227425) or send an email to contactus@st-michaels-lichfield.staffs.sch.uk entitled **SAFEGUARDING CONCERN**. Please do not provide an account of the concern but request that a Safeguarding Lead contacts you and provide us with a phone number for us to do so. The office team will then ensure that a Safeguarding Lead contacts you as soon as they are able to.



Safeguarding Team



Mrs Hobson
Lead DSL/SPOC
Deputy Headteacher



Mrs Ballinger
Deputy DSL/SPOC
Executive Headteacher



Mr Freeth
Deputy DSL
Assistant Headteacher



Miss Lewis
Deputy DSL
Assistant Headteacher



Miss Murray
Deputy DSL
EYFS and Phonics Lead



Mrs Housley
Deputy DSL
Year 6 Teacher



Mr Downie
Deputy DSL
Year 4 Teacher





Curriculum overview

Please see below our planned curriculum coverage for the year ahead.

RELIGIOUS EDUCATION	What do Christians believe God is like? and What are festivals and why do we have them?	What do Muslims believe? and why does Easter Matter to Christians?	How do Christians talk to God? and how can I make a difference in the world?
SCIENCE	Seasonal changes and Animals incl. Humans	Everyday materials	Plants
GEOGRAPHY	Countries and Capitals of the UK	Observe a locality - Lichfield. Identify four countries of UK	Weather Changes
HISTORY	What was life like for grandparents when they were my age? (Toys)	Lichfield in the past (including the Bower)	Seasides in the past and present including Grace Darling and RNU. Why is RNU important?
ART	Drawing - Observational drawing - favourite toys and toys of the past	Clay sculpture and Collage - focus on either a Lichfield / London landmark	Basic painting and printing - thinking about seaside - the world primary colours and mixing
DESIGN & TECHNOLOGY	Textiles: Puppets Mechanisms: Christmas Moving Story Book	Structures: Constructing Windmills Mechanisms: Wheels and axles	Cooking and nutrition: Smoothies



Curriculum overview

Please see below our planned curriculum coverage for the year ahead.

ICT	Digital Literacy: iPad in our classroom/ Digital Painting	Digital literacy: Moving a robot/Grouping data	Digital Literacy: iMovie- sequence of pictures with narration/ programming animations
MUSIC	Entrust to teach composing and improvising as well as aural awareness and theoretical knowledge sections from Entrust provision map	Entrust to teach composing and improvising as well as aural awareness and theoretical knowledge sections from Entrust provision map Up to Spring 1. Teacher to lead Spring 2- Performing and Reflecting and Evaluating sections from Entrust Provision Map	Class teacher to lead music- Performing and Reflecting and Evaluating sections from Entrust Provision Map
PHYSICAL EDUCATION	Movement, Throwing and catching	Dance, Striking and hitting	Gymnastics, Outdoor Adventurous Activities
PSHE	Being Me in My World and Celebrating Differences	Dreams and Goals and Healthy Me	Relationships and Changing Me

An illustration featuring a large, open book in the center. At the top edge of the book, four children's heads are visible, looking towards the viewer. On the left side, a male teacher in a yellow sweater and blue tie holds a stack of colorful books. On the right side, a female teacher in a pink top and purple skirt holds a book. The background is a simple, light-colored wall.

Trips overview

Autumn Term

- Cannock Chase Museum of Toys (Links to History topic)
- Packington Farm? (Links to Science topic)

Spring Term

- Lichfield Walking Tour (Links to History, Art and Geography topics)
- Birmingham Botanical Gardens (Links to Science topic)

Summer Term

- Weston Super Mare (Links to Geography topic)



Statutory assessments

Phonics Screening Check – June 2025

The phonics screening check is a check of your child's phonics knowledge. It helps your school confirm whether your child is making the progress expected in the national curriculum.

With some exceptions, all pupils who have reached the age of 6 by the end of the school year must take the check during that academic year, including those in maintained nursery schools. For most pupils, this will be in year 1.





Statutory assessments

Phonics Screening Check – June 2025

What is the phonics screening check?

The phonics screening check contains 40 words divided into two sections of 20 words. Both sections contain a mixture of real words and pseudo-words.

Pseudo-words are words that are phonically decodable but are not actual words with an associated meaning. They are included in the check specifically to assess whether your child can decode a word using their phonics skills.

All pseudo-words in the check are accompanied by a picture of an imaginary creature. Children are taught that when a word has a creature next to it, it is a pseudo-word. This ensures that they are not trying to match the pseudo-word to a word in their vocabulary.

The check is designed to give teachers information on how your child is progressing in phonics. It will help to identify whether your child needs additional support at this stage so that they do not fall behind in this vital early reading skill.



Statutory assessments

Phonics Screening Check – June 2025

Do I need to do anything to prepare my child for the check?

Phonics works best when children are given plenty of encouragement and learn to enjoy reading and books. Parents play a very important part in helping with this.

You can highlight the phonics sounds when you read with your child. Teaching how sounds match with letters is likely to start with individual letters such as 's', 'a' and 't' and will then move on to two-letter sounds such as 'ee', 'ch' and 'ck'.

With all books, encourage your child to 'sound out' unfamiliar words and then blend the sounds together from left to right rather than looking at the pictures to guess. Once your child has read an unfamiliar word, you can talk about what it means and help them to follow the story.









Learning Futures

We are now into the second year of our participation in the Learning Futures initiative. Class teachers plan a hybrid of learning using iPads and working in exercise books, enhancing and transforming the provision for our children at all stages of their education. The icons below illustrate some (but by no means all) of the apps we make use of in school.

If you would like to know more about the Learning Futures initiative, you can visit our school website or contact Miss Lewis.





Phonics - RWI

Here at St Michael's we follow the Read, Write, Inc. Phonics program.

What is Read Write Inc?

Read Write Inc (RWI) is a complete phonics literacy programme which helps all children learn to read fluently and at speed so they can focus on developing their skills in comprehension, vocabulary and spelling. The programme is designed for children aged 4-7. However, here at St Michael's we will continue teaching RWI to children beyond the age of 7 if they still need support in their reading.

Read, Write, Inc was developed by Ruth Miskin.

More information about Read, Write, Inc can be found on our school website page at:

<https://st-michaels-lichfield.staffs.sch.uk/curriculum/read-write-inc-phonics/>





Phonics - RWI

RWI Get Writing!

As part of the hour long Read, Write, Inc session for pupils in Year 1 and 2, children will also be developing their writing skills by completing tasks from the Read Write Inc. Phonics Get Writing! Books. These contain a range of writing activities for each of the Core Storybooks and selected Non-fiction books which are connected to what children have been reading.

They include step-by-step guidance to help children move from writing simple sentences to extended texts such as invitations, letters, descriptive texts and non-fiction texts. The books also contain some composition, grammar and spelling activities.



An illustration featuring a large, open white book in the center. At the top edge of the book, four cartoon children are peeking over. On the left side, a male teacher in a yellow sweater holds a book and points towards the text. On the right side, a female teacher in a pink top and purple skirt holds a book. To the left of the book are several colorful pencils, and to the right is a stack of colorful books. The background is a simple, light-colored wall.

Home learning

Home learning will be set for children on Showbie (an iPad app) from the beginning of October. This is set fortnightly for KS1. Details of the date home learning is due in will be shared with your child via Showbie also.

Home learning will be class marked on Showbie and feedback will be given to children verbally during the process of marking.

Your child may choose to complete their learning completely on their iPad, or may wish to complete some workings out or jottings on paper. Your child will be sent home with an exercise book for any paper work they wish to complete. Any work completed on paper should be photographed and the photo uploaded to the correct assignment on Showbie to be marked. There is no need for these books to be brought to and from school; all home learning will be submitted and self-marked on Showbie.